



SUMMER VACATION HOME ASSIGNMENT

GRADE III



Dear Parents and Students,

Summer Vacation is at our doorsteps. Holidays are a well-deserved opportunity to relax and rewind by indulging in activities that are pleasurable and at the same time make you explore, discover and reinvent many things.

As parents, kindly motivate and lend support to your children and ensure that they complete the given work well-in-time and to the best of their ability.

Please note the following:-

- **Go for long walks in a park or garden with a family and friends. Learn the names of at least 5 flowers.**
- **Contribute to save our precious environment, minimize the wastage of resources like water, fuel and electricity.**
- **Encourage your child to watch educational channels like National Geographic, Discovery, History etc. Also some movie such as Bambi, Lion King, Taare zameen par, Jungle Book, My Friend Ganesha.**
- **Read Hindi and English story books daily.**
- **Practice English and Hindi handwriting (at least 10 pages in separate notebook.)**
- **Parents will guide, but the notebooks must be finished by the students.**
- **Revise all the work that is done till now in each subject.**
- **Holidays Homework will be assessed in the form of Subject Enrichment Activity. It carries 5 marks.**

So, open your arms and welcome the summer vacation and twist them towards growth, physical, mental as well as intellectual growth of our children.

Hope you have great time ahead

(Class Teacher)

English Holiday Homework

"Unleash Your Imagination: A Summer of Stories"

Hello, young writers and explorers! Summer break is here, and it's time to let your creativity soar. This holiday, we aren't just writing; we are dreaming, observing, and building worlds with our words. Put on your thinking caps and dive into these magical tasks!

Part 1: The Mystery Lens (Picture Composition)

***Instructions:** Look closely at the descriptions of these "mystery pictures." Use your imagination to decide what is happening and write 10-12 sentences for the same.

TO BE DONE ON A-4 size ruled sheets and paste the pictures also.

****Question 1: The Gigantic Tea Party****



Question 2: The Sky-High Library**



Part 2: The Master Orator (Paragraph Writing)

***Instructions: Write a paragraph (100–120 words). TO BE DONE ON A-4 size ruled sheets**

1. The Day the Gravity Broke: Imagine waking up and finding everything in your room floating near the ceiling. How do you brush your teeth or eat breakfast?
2. My Conversation with a Cloud: If you could hitch a ride on a cumulus cloud for a day, what would you see, and what would the cloud tell you about the world below?
3. The Secret Life of My Back pack: What does your school bag think about all day? Write a story from the perspective of your backpack.

Part 3: The Daily Discovery (Summer Journal)

Instructions: Use a small, decorated notebook. Every evening, take 10 minutes to reflect on your day. This is your "Daily Discovery Log."

The Rule of Three:

For each day of your vacation, write a short entry that includes:

One New Thing: A new word you learned, a new food you tasted, or a new fact you discovered.

One Act of Kindness: Something nice you did for a family member, a pet, or the environment.

The "Highlight of the Sun": The best moment of your day and why it made you smile.

Teacher's Note

"Words have wings! We cannot wait to read the incredible adventures you create this summer. Stay curious, read plenty of storybooks, and enjoy every moment of your holidays!"



EVS HOMEWORK

"My World Around Me" – 50 Day Summer Challenge!

WEEK 1: "Nature Around Me"

1. Draw or trace a leaf. Describe its: color, texture and shape.
2. Make a "green promise" badge using paper. Write how you will protect nature.

WEEK 2: "My Home, My World"

3. Draw your home. Label 5 important areas.
4. Look at your family photo. Write a small memory or story about it.

WEEK 3: "People Who Help Us"



5. Talk to a shopkeeper, guard, or any helper. Draw their tools.
6. Write 3 lines about how your school helpers help you. WEEK 4: "Fun with Food"
7. Make a food collage using newspaper pictures. WEEK 5: "Let's Save Our Earth"
8. List 3 things you can reuse at home. Make something new from waste.
9. Make a poster on "Say No to Plastic". WEEK 6: "My Favorites!"
10. Make a bookmark using recycled material .



☞ Revise all the chapters we have done in class

☞ Do the attached worksheets.

☞ Draw or make this type of 3 D Image of a person as per weather like for summer , winter , Monsoon etc. (reference picture is given below)



☞ Make poster on Lakshadweep , Lifestyle, Food etc .

Island which includes everything like Culture

☞ Show your creativity and do the work neatly.

☞ Do mention your name , class , roll number at the top of your folder.

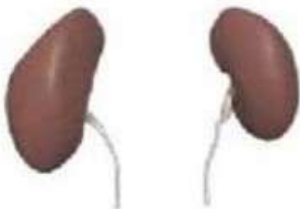
THE HUMAN BODY

1. Watch the video "[BBC Learning - Major Organs of the Human Body](#)" and complete the next sentences.

stomach brain kidneys skin heart liver lungs

- a) Your _____ does all your **thinking** and tells the other part of your body **what to do**.
- b) Your _____ **pumps blood** around your body.
- c) Your _____ **bring air** in and out of your body.
- d) Your _____ **digests** your food breaking it down.
- e) Your _____ **cleans** your blood.
- f) Your _____ **filter** the blood.
- g) Your _____ **holds** everything together in a protective waterproof layer.

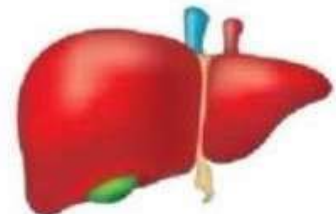
2. Write the name of the major organs from the previous unit on the corresponding picture.



1. _____



2. _____



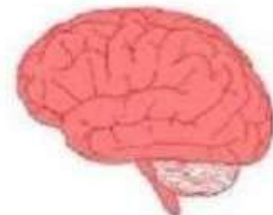
3. _____



4. _____



5. _____



6. _____

Which organ is missed? The organ missed is the _____

Worksheet 1 – Number Fun

Name: _____

Class: _____

A. Fill in the blanks

1. The number after 4,599 is _____
2. The number before 7,000 is _____
3. $3,456 + 10 =$ _____
4. $8,999 - 1 =$ _____
5. $2,300 + 200 =$ _____

B. Circle the greatest number

- a) 4567 4657 4675 4576
- b) 8901 8091 8190 8910

C. Mental Math

1. $500 + 300 =$ _____
2. $1000 - 250 =$ _____
3. $25 + 25 + 25 =$ _____

D. Fun Puzzle – Number Pattern

Complete the pattern:

2000, 3000, _____, 5000, _____

Worksheet 2 – Place Value Magic

A. Write place value

1. 5 in 5,432 = _____

2. 3 in 2,365 = _____

3. 7 in 7,890 = _____

B. Expanded Form

1. 4,562 = _____

2. 7,091 = _____

C. Arrange in ascending order

4567, 3456, 5678, 2345

D. Mental Math

1. $2000 + 300 =$ _____

2. $900 - 100 =$ _____

3. $10 \times 5 =$ _____

E. Fun Activity

Draw an abacus and show number 3,245

Worksheet 3 – Number Puzzle Time

A. Fill missing numbers

1. 456, ____, 458

2. 999, ____, 1001

3. 2300, ____, 2302

B. Find the odd one out

1. 200, 300, 450, 400

2. 999, 1000, 1001, 100

C. Mental Math

1. $50 + 60 =$ _____

2. $120 - 20 =$ _____

3. $5 \times 6 =$ _____

D. Number Maze

Start from 100 and reach 500 by adding 100 each step:

100 → _____ → _____ → _____ → 500

Worksheet 4 – Fun with Numbers

A. Write in words

1. 4,567 = _____

2. 8,901 = _____

B. Write in numbers

1. Five thousand two hundred = _____

2. Three thousand ninety = _____

C. Compare using >, <, =

1. 4567 _____ 4657

2. 8900 _____ 8899

D. Mental Math

1. $75 + 25 =$ _____

2. $300 + 400 =$ _____

3. $1000 - 50 =$ _____

E. Fun Drawing Activity

Draw your favorite number using shapes

Worksheet 5 – Brain Booster

A. True or False

1. 999 is greater than 1000 (_____)
2. $500 + 500 = 1000$ (_____)

B. Complete the series

1. 100, 200, _____, 400
2. 150, 250, _____, 450

C. Word Problem

Riya has 250 apples. She buys 150 more.
How many apples now? _____

D. Mental Math

1. $20 \times 2 =$ _____
2. $400 + 600 =$ _____
3. $1000 - 100 =$ _____

Fun Puzzle

Guess the number:

It is greater than 500 but less than 600

It ends and starts with 5

Answer: _____

PUZZLE WORKSHEET 6 – Number Adventure

A. Number Cross Puzzle

Fill the boxes using clues:

[]
[] [] []
[]

Clues:

- Across: $300 + 200 =$ _____
- Down: Number before 501 = _____

B. Find the Mystery Number

It is greater than 4000

Less than 5000

Sum of digits = 10

Answer: _____

C. Mental Math Challenge

1. $250 + 250 =$ _____
2. $900 - 300 =$ _____
3. $40 \times 2 =$ _____

D. Fun Activity – Number Pattern

Complete the pattern: 1010, 2020, _____, 4040, _____

WORKSHEET 7 – Addition Fun

A. Solve the following

1. $2345 + 1234 =$ _____

2. $4562 + 2314 =$ _____

3. $6781 + 1203 =$ _____

4. $3210 + 4567 =$ _____

B. Fill the missing boxes

$$\begin{array}{r} 34_2 \\ + 1_53 \\ \hline 4975 \end{array}$$

C. Match the following

$2345 + 100 \rightarrow ()$

$6789 + 10 \rightarrow ()$

$4500 + 200 \rightarrow ()$

Options: 4600, 2445, 6799

D. Mental Math

1. $200 + 300 =$ _____

2. $500 + 100 =$ _____

3. $1000 - 200 =$ _____

WORKSHEET 8 – Addition with Carry

A. Solve

1. $5678 + 2456 =$ _____

2. $7895 + 1237 =$ _____

3. $4589 + 3726 =$ _____

4. $9999 + 1 =$ _____

B. Complete the addition

$$\begin{array}{r} 4786 \\ +35_9 \\ \hline 8_65 \end{array}$$

C. Find the mistake

$$\begin{array}{r} 4567 \\ +3456 \\ = 7913 + \end{array}$$

Correct answer: _____

D. Mental Math

1. $90 + 20 =$ _____

2. $300 + 700 =$ _____

3. $50 \times 2 =$ _____

कक्षा 3 – हिंदी अवकाश गृहकार्य

निर्देश:

- साफ और सुंदर लिखावट रखें।
- रंगों का उचित प्रयोग करें।
- निर्धारित समय में कार्य पूरा करें।

1. लेखन कार्य (5 दिनों का कार्य)।

(क) प्रतिदिन 5 पंक्तियाँ अपने दिन के बारे में लिखिए।

(ख) 10 नए शब्द लिखें और उनके अर्थ लिखिए।

(ग) "मेरा प्रिय मित्र" विषय पर 8-10 पंक्तियाँ लिखिए।

2. व्याकरण कार्य व्याकरण अभ्यास

(क) 10 संज्ञा शब्द लिखिए।

(ख) 10 सर्वनाम शब्द लिखिए।

(ग) 10 क्रिया शब्द लिखिए।

कार्यपत्रिका – 1

क्रमांक	संज्ञा	सर्वनाम	क्रिया
1.			
2.			
3.			
4.			
5.			
6.			
7.			
8.			
9.			
10.			

3. पठन कार्य

(क) कोई दो हिंदी कहानी पढ़ें।

(ख) कहानी का सार 5 पंक्तियों में लिखिए।

1. रचनात्मक कार्य

अपने परिवार" का चित्र बनाइए और उस पर 5 पंक्तियाँ लिखिए।



2. गतिविधि कार्य

एक पौधा लगाकर उसकी नियमित देखभाल करें तथा उस पर कुछ पंक्तियाँ लिखिए।

पहला दिन

तीसरा दिन

पांचवां दिन

दसवां दिन

पंद्रहवाँ दिन

बीसवां दिन

उसका चित्र खींचकर लगाइए।

GENERAL KNOWLEDGE HOLIDAY HOMEWORK

Reading Time 1: My Amazing Earth

-Read the passage carefully:

“Earth is the planet we live on. It has land, water, and air. Plants, animals, and humans all live on Earth. We must keep our Earth clean and green.”

Answer the questions:

1. What is the name of our planet?
2. Name two things found on Earth: _____, _____
3. Who lives on Earth? _____
4. Write one way to keep Earth clean: _____

Draw the Earth and color it beautifully!

Read:

“My school is a happy place. I learn new things every day. My teachers are kind, and I have many friends. We study, play, and enjoy together.”

Fill in the blanks:

1. My school is a _____ place.
2. I learn _____ things every day.
3. My teachers are _____.

Reading Time 2: Raju and the Tree

Read the story:

“Raju planted a small tree near his house. He watered it every day. After some time, the tree grew big and gave shade and fresh air. Raju was very happy.”

Answer:

1. What did Raju plant? _____
2. What did he do every day? _____
3. What did the tree give? _____
4. Was Raju happy? _____

Moral: _____

All About Me

Draw and write:

- My name: _____
- My favourite food: _____
- My favourite place: _____
- My best friend: _____

Draw your picture and decorate it with colors!

• My Incredible India

Fill in the blanks:

1. Capital of India: _____
2. National animal: _____
3. National bird: _____
4. National flower: _____

Draw the **Indian flag** and color it correctly.

Choose the correct answer:

1. Which is the largest planet?
a) Earth b) Mars c) Jupiter d) Venus
2. How many days are there in a week?
a) 5 b) 6 c) 7 d) 8
3. Which animal is called the King of Jungle?
a) Tiger b) Lion c) Elephant d) Bear
4. Which festival is known as the festival of lights?
a) Holi b) Eid c) Diwali d) Christmas

Fun Puzzle Time

Unscramble the words:

1. LPAEP → _____
2. RTEAH → _____
3. NIDIA → _____
4. TIGRE → _____

Nature Walk

Go outside and observe:

- 2 birds you saw: _____
- 2 trees you saw: _____
- 2 insects you saw: _____

Draw any one thing you liked the most!

Simple Science Fun

Circle the correct answer:

1. We breathe using:
a) Eyes b) Nose c) Ears
2. Plants need:
a) Water b) Sunlight c) Both

Act & Learn

Act like:

- A teacher
- A doctor
- A lion

Ask someone to guess!

Healthy vs Junk

Write 3 healthy foods and 3 junk foods:

Healthy: _____, _____, _____

Junk: _____, _____, _____

Creative Corner

Draw and color:

“My Dream Playground”

COMPUTER HOLIDAY HOMEWORK

Section A : Fill in the Blanks

1. The _____ is used to type letters and numbers.
2. The full form of CPU is _____.
3. We use a _____ to click on items on the screen.
4. A computer runs on _____.
5. The monitor looks like a _____.

Section B: Draw and Color

Draw any two parts of a computer and color them.

Section C: Circle the Odd One Out

1. Keyboard, Banana , Mouse, Monitor,
2. Paint, Notepad, WordPad, Football
3. Printer, Apple , Scanner, Speaker,
4. DVD , Floppy , MS-Paint , Pendrive

Section D : Answer in One Word

- 1. Which part of the computer is used to print? _____
- 2. What do we call the main part of a computer? _____
- 3. Which device helps you listen to music on a computer? _____

Identify the Input and Output for the following machines.

Input.

Process.

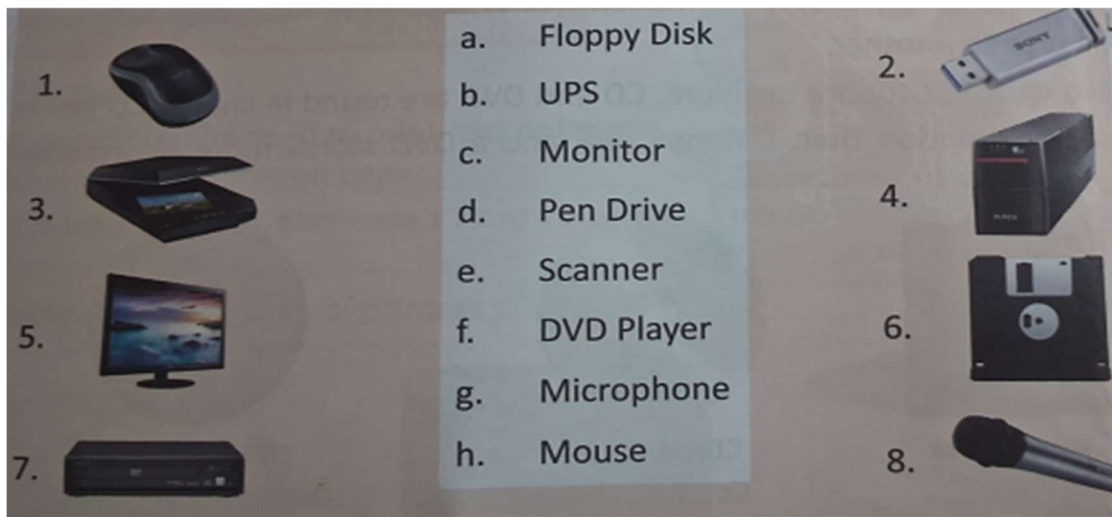
Output







In the given picture below , colour the Monitor (Brown) , Mouse (Blue) , Keyboard (Gray) Speakers (Green)



Match the following

1. Which of the following devices can be used to store information ?



2. Which device is used to upload drawings on a computer ?



3. Which of the following devices are used to listen to music ?



COMPUTER (WORKSHEET AND PROJECT)

1. Which of these is an input device?

- a) Monitor b) Printer c) Keyboard d) Speaker

2. Which part of a computer shows the result?

- a) CPU b) Monitor c) Mouse d) Keyboard

3. What does CPU stand for?

- a) Central Program Unit b) Central Processing Unit
c) Computer Processing Unit d) Control Processing Unit

4. Which device is used to print on paper?

- a) Monitor b) CPU c) Printer d) Speaker

5. Which one is a storage device?

- a) Mouse b) Keyboard c) Hard Disk d) Printer

6. Which of the following is used to listen to music on a computer?

- a) Monitor b) Speaker c) Mouse d) Keyboard

7. Which device helps to move the pointer on the screen?

- a) Printer b) Mouse c) Keyboard d) CPU

8. What is the brain of the computer?

- a) Monitor b) Keyboard c) CPU d) Printer

9. Which one is not a part of a computer?

- a) Monitor b) Fan c) Keyboard d) Mouse

10. What do we call the information we put into the computer?

- a) Output b) Input c) Result d) Process

11. Which of the following is NOT an input device?

- a) Scanner b) Monitor c) Keyboard d) Mouse

12. What does a scanner do?

- a) Prints documents b) Displays images
c) Copies images or text into a computer d) Stores data

13. Which of these is used to store information for a long time?

- a) RAM b) CPU c) Hard Disk d) Monitor

14. What is the full form of RAM?

- a) Random Access Memory b) Readily Available Memory
c) Read And Manage d) Random Added Memory

15. A computer works with which three basic steps?

- a) Input, Processing, Output b) Processing, Playing, Output
c) Input, Storing, Playing d) Watching, Typing, Printing

Divinity Holiday Homework

Learn the First and Second Pauri of Japji Sahib.

Learn Ardas

Art Work

- 1) Draw and colour My Dream House.
- 2) Create a Finger Painting Scenery.

Craft Work

- 1) Make an attractive Bookmark using waste material.
- 2) Make a colourful Door Hanging using beads and wool.

