



Session- 2026-27



Vacation Time!



Name.....

Class-KG-

Date.....



**Summer is messy, summer is fun
Let's give summer a big fat cheer.**

Summer is the best time of the year.



We wish you and your child a very happy summer holiday. It's time to enjoy and create a bond with your children. To utilize this time in the most constructive way, we have prepared holiday homework for the kids on the principle of 'learning by doing' for their holistic development. We request the parents to encourage their child for few things...

So here we go.....






1. LET'S LEARN TO BE INDEPENDENT

Make your child independent so that they are able to do their small tasks by themselves such as:

- ✓ brushing teeth twice daily.
- ✓ combing hair.
- ✓ washing hands before and after meals.
- ✓ getting the nails trimmed regularly and keeping them clean.
- ✓ buttoning and unbuttoning their shirts.
- ✓ zipping and unzipping .
- ✓ learning to wear their shoes and socks

Suggested books for reading:

1. The feelings book
2. Pepper
3. The little Red hen
4. Arabian Nights
5. Bed time Stories
6. Panchtantra
7. Moral Stories. Or any other of their choice.



Jolly phonics and sounds: Reading become an easy task if child has thorough knowledge of phonic sounds. Practice phonic sounds daily.

➤ Suggested link for practicing phonics:

<https://images.app.goo.gl/mL1emfXeuzTQJoiz9>

Since it's summer make them wear loose clothes and keep them hydrated. Develop healthy eating habits among them.

- Help your the child to do the holidays homework. Encourage them to do it on their own.

SPECIAL DAY WITH DAD

FATHER'S DAY : 21 JUNE 26

My dad is so special, strong and smart That's
why I love him so much,
With all my little heart.

Happy
Father's Day!!



FATHER'S DAY ACTIVITY

- Make a photo frame with ice cream stick and decorate it with using waste material. Paste a photograph of you with your father in that frame.
- With the help of your mumma prepare your father's favourite dish and surprise your dad.
- Parents click the pictures of the child while doing the activity and paste in a scrap file.

INTERNATIONAL YOGA DAY

(21st June 2026)

Let's exercise

- Yoga is an ancient Indian art form to keep ourselves fit and healthy. Best part of yoga is irrespective of age any one can practice it. Kids should, however perform under parental supervision. Click the photographs while doing yoga. Paste the photograph in scrap file.

Let us do some yoga poses

COBRA POSE Lie down on the yoga mat on the tummy, with hands near chest. Push upwards into a backbend. When back is arched, make a loud hissing noise like a snake.



CAT POSE: Get down on hands and knees. Reach spine towards ceiling as high as possible, so that the back is arched like a cat. Make meowing noises.



BUTTERFLY POSE Sit on the ground and join the soles of the feet and spread the knees. Hold your feet with hands and move the legs up and down like a butterfly moves her wings.



COW POSE Get on hands and knees, and then push your tummy toward the floor, while chin and tailbone strive towards reaching the ceiling. Moo loudly like a cow.




ENGLISH



1. ENGLISH MAIN COURSE BOOK

Complete all the pages till Page No. 131 in the English Main Course Book.



2. ENGLISH NOTEBOOK WORK

Make one English notebook for holiday practice.



Daily Practice:

- Write 2 pages daily
- Practice A-Z Capital Letters
- a-z Small Letters
- Read and write with proper phonics sounds.



- Make an A4 size coloured flash card and laminate it properly. Paste a matching picture according to the given word/topic assigned roll number wise
Link given below:-

<https://www.instagram.com/reel/DXcdSrvEQtG/?igsh=NDk4MTMzZTQydXBj>

Roll No. 1-10

Prepare flash cards for:

- ao / ow
- ai / ay
- ee / ea
- igh / ie



Roll No. 11-20

Prepare flash cards for:

- ow / ou
- oi / oy
- ar
- er / ur / ir
- or
- wh



Roll No. 21-28

Prepare flash cards for:

- ch
- ck
- qu
- rg
- th
- ph
- sh



- Complete English skill enhancement book page number till- 27

4. MAGIC WORDS

Learn and speak these magic words daily.

Please



You're
Welcome



Goodbye



Good
Morning



May I



Thank You



5. PHONICS PRACTICE

- Learn and read the letters with proper phonetic sounds.
- Read phonics sounds daily at home.



6. CVC PYRAMID ACTIVITY



Award will be given in the class.

- Use an A3 Size Coloured Sheet
- Write the short vowel word
- Paste matching pictures accordingly
- Laminate the activity sheet
- Every child will make one CVC pyramid according to their roll number.



CVC PYRAMID - ROLL NO. WISE

Sound 'a'
Roll No. 1-5

- 1 - The bat 
- 2 - The man 
- 3 - The van 
- 4 - The bag 
- 5 - The cat 

Sound 'e'
Roll No. 6-10

- 6 - The pen 
- 7 - The pet 
- 8 - The jet 
- 9 - The bed 
- 10 - The led 

Sound 'i'
Roll No. 11-15

- 11 - The pin 
- 12 - The pig 
- 13 - The kid 
- 14 - The bin 
- 15 - The zip 

Sound 'o'
Roll No. 16-21

- 16 - The dog 
- 17 - The box 
- 18 - The fox 
- 19 - The pot 
- 20 - The boy 
- 21 - The god 

Sound 'u'
Roll No. 22-28

- 22 - The bug 
- 23 - The sun 
- 24 - The cup 
- 25 - The bus 
- 26 - The mud 
- 27 - The rug 
- 28 - The hug 

Link given below for Reference

<https://www.instagram.com/p/DWkk26rGvrc/?igsh=MWphc2k0Y2t6d3N3bg==>

7. PHONETIC VIDEO ACTIVITY



Create a phonetic reading video of your child.

Share the video with the Class Teacher.

🏆 The best video will be awarded.

8. SIGHT WORDS PRACTICE

Learn and read these sight words daily.

is

am

my

go

I

up

it

he


she

the



9. READING HABIT


Read one story book daily of your choice.



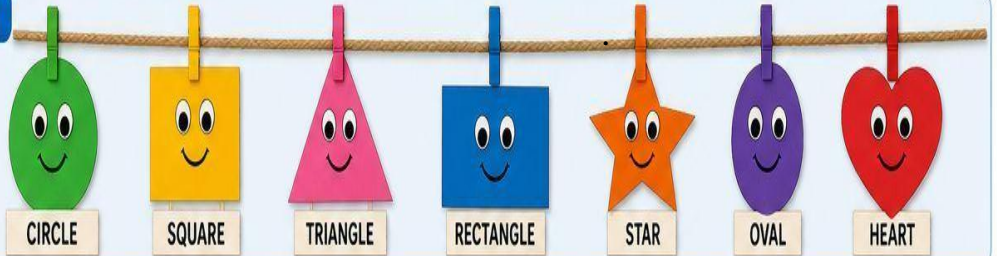
MATHS

- Complete the following work according to the roll no.

1. Number Names (1-10) Flash Card (1-7)



2. Shapes hanging (8-14)



3. Make a 3D Calendar (15-22)





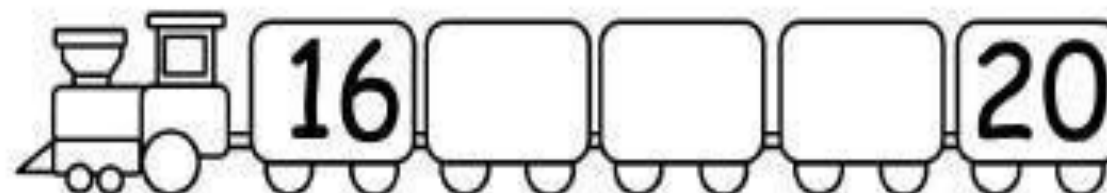



4. Make a 3D Cutouts charts on (Days of the week) (22-28)



- Complete Maths skill enhancement book pages – 10, 11, 12, 13, 14, 16
- Make a Maths practice daily write 1 Page of numbers 1-30
- Complete main course Mathematics book pages – 33, 34, 44, 45

Number Trains

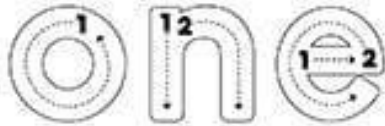
Write the missing numbers in each row:



- Practice number name 1 one and 2 two :-

1

one



one one one

one one one

one one one


one one one

one one one

Trace the Number Two

Color the fruits and trace the number in words. Use the space given at the bottom to practice writing the word.

2



Two Two

Two Two

Two Two

Two Two

Two Two

EVS

- Complete the following work .

1. APRON PAINTING

Paint your favourite
Cartoon on Apron.
Write the name.



2. TABLE MAT

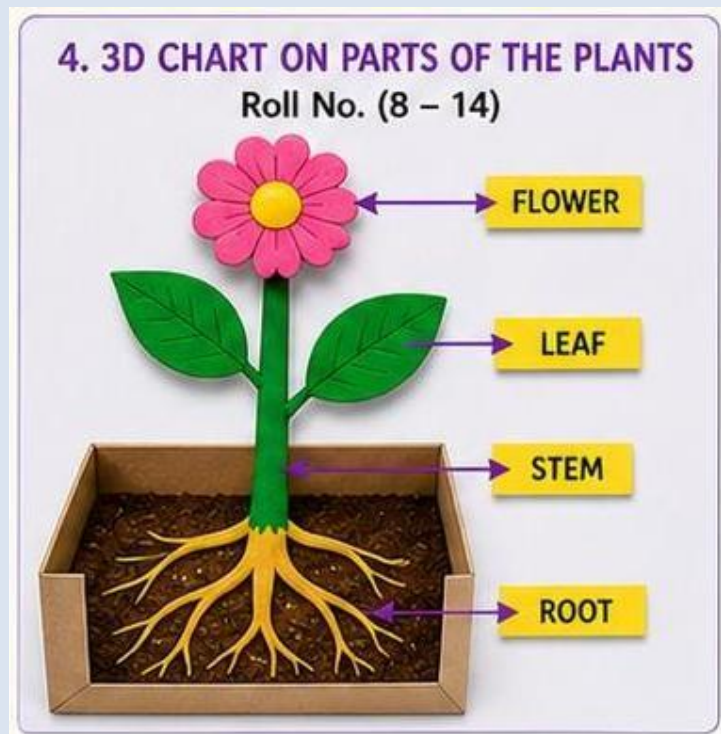
Draw your Favourite Food and
paste on an A3 Size Sheet.
Label your name and laminate it.

MY FAVOURITE FOOD




NAME: AARAV

- Complete the following work according to their roll no .



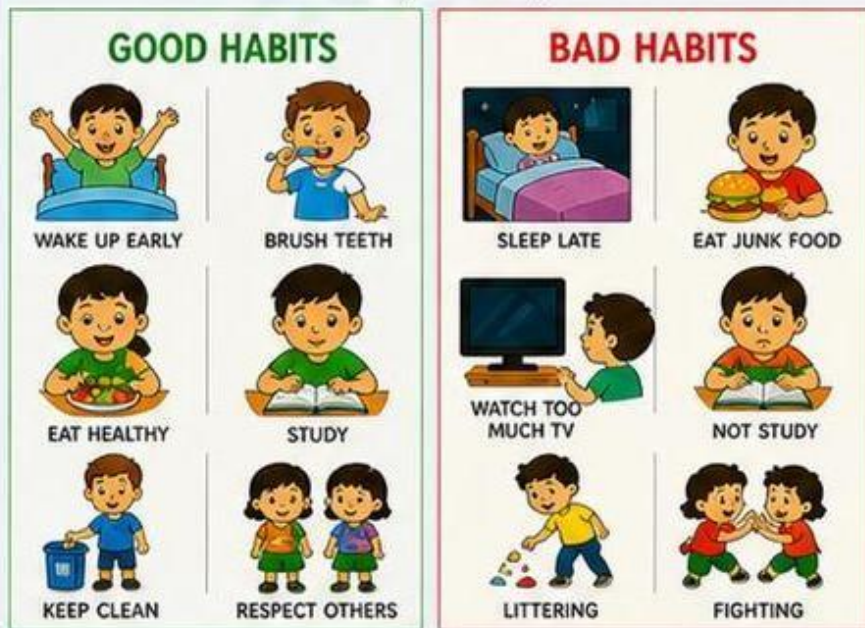
5. CHART ON HEALTHY AND UNHEALTHY FOOD

Roll No. (15 – 22)



6. CUTOUTS ON GOOD AND BAD HABITS

Roll No. (22 – 28)



WORLD ENVIRONMENT DAY (5TH JUNE 2026)



STAY SAFE AND HEALTHY

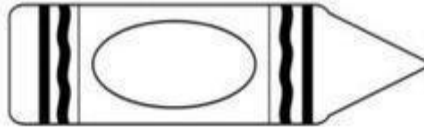
- Every year World Environment Day is celebrated on 5th June to spread awareness, to encourage people, to take action and to protect the environment.
- Let's germinate seeds in a small pot, water them daily and observe them grow into a plant.
- Label the pot and bring it to school after vacation.
- Click the photograph while watering the plant and paste in Scrap book.

ALL ABOUT ME

Name:

Drawing of me:

Favorite color:





Favorite animal:

Favorite food:

Favorite book:

Drawing of
my family:

I am good at:



HINDI

स्वर (Vowels)

अ से
अनानास



आ से
आम



इ से
इमली



ई से
ईख



उ से
उल्लू



ऊ से
ऊन



ए से
एड़ी



ऐ से
ऐनक



ओ से
ओखली



औ से
औरत



अं से
अंगूर



अः से
दुःख



Daily Practice

★ रोज़ एक पेज स्वर लिखें।

★ रोज़ व्यंजन पढ़ें और याद करें।

व्यंजन वर्णमाला चार्ट

क
से
कबूतर



ख
से
खरगोश



ग
से
गमला



घ
से
घर



च
से
चम्मच



ज
से
जहाज



ट
से
टमाटर



त
से
तरबूज



प
से
पतंग



ब
से
बकरी



म
से
मछली



र
से
रथ



ल
से
लड्डू



ह
से
हाथी



सुंदर लिखे
साफ लिखें
रोज पढ़ें
आगे बढ़ें



1. मेरा परिवार (My Family)

* अपने परिवार के 3 सदस्यों के नाम हिंदी में लिखें
(जैसे – मम्मी, पापा, दादी)

2. मौखिक अभ्यास (Oral Practice)

Daily practice:

* 5 हिंदी अक्षर बोलें
(मम्मी, पापा, जल, घर, फल)

Learn:

* Days of the week (सप्ताह के दिन)
* Fruits name (फलों के नाम)
* Colors name (रंगों के नाम)

3. रंग भरो (Coloring Activity)

* 'अ से अनार' और 'आ से आम, इ ,ई के चित्र में रंग भरो।

4. ट्रेसिंग (Tracing Practice daily)

* Dot-dot में लिखें:
अ आ इ ई
* बच्चे पेंसिल से ट्रेस करें(in notebook)

5. आज का शब्द (Word of the Day)

हर दिन एक शब्द:

* दिन 1: फल
* दिन 2: जल
* दिन 3: घर

👂 बच्चा बोले और पहचान करे

6. मेरा पसंदीदा फल (My Favourite Fruit)

- * बच्चे से उसका पसंदीदा फल बनवाएँ
- * उसका नाम हिंदी में लिखें (जैसे – आम)

7. छोटे वाक्य बोलना (Speaking Practice)

- * मम्मी पानी दो।
- * यह मेरा घर है।
- * मुझे आम पसंद है।

8. कविता (learn and recite)

1. माँ तू कितनी अच्छी है

2. पेड़

Book गीत पंखुड़ी pg no 6 & 7

9. Project Work

Make a colorful chart of:

- * स्वर (Vowels) or
- * फलों के नाम (Names of Fruits)

10. ✂ Instructions for Parents


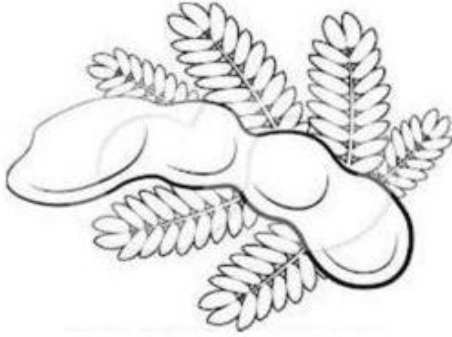


- * रोज 10–15 मिनट अभ्यास करवाएँ
- * बच्चे को बोलने और पहचानने पर ज्यादा ध्यान दें

NOTE: Make a separate notebook for hindi holiday homework


हिंदी अवकाश गृहकार्य के लिए अलग नोटबुक बनाइए

स्वर ज्ञान

चित्र देखकर सही स्वर लिखा तथा राग भरो।




सही अक्षर पर गोला लगाओ (अ - अः)

	इ	अ	ई
	अ	आ	उ
	ऊ	उ	अं
	इ	ओ	ई
	उ	अ	ऊ
	ऊ	अ	आ


मिलान करें

स्वर से शुरू होने वाले उचित चित्र की पहचान करें




अ

आ



इ

ई



चित्र को चित्र से मिलाओ।



SUBJECT- COMPUTER

1. Match the Pictures:

Draw a line to match the computer parts with their names.

Pictures

Words:



Keyboard



Mouse

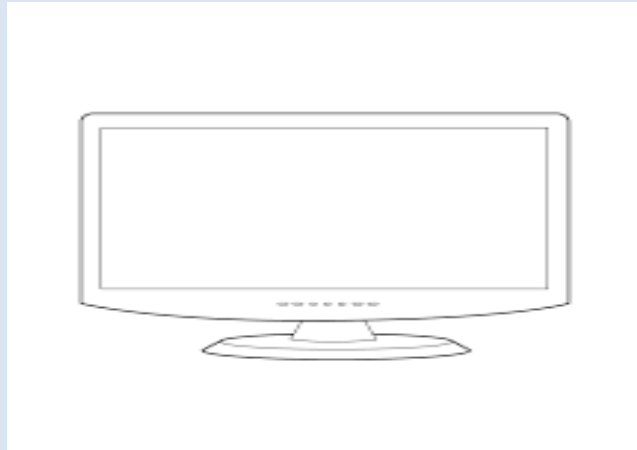


CPU

Monitor




2. Color the Computer Parts:



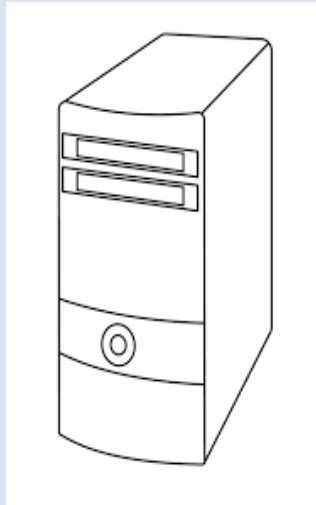
Monitor: Blue












Mouse: Red



Keyboard: Yellow
CPU: Green



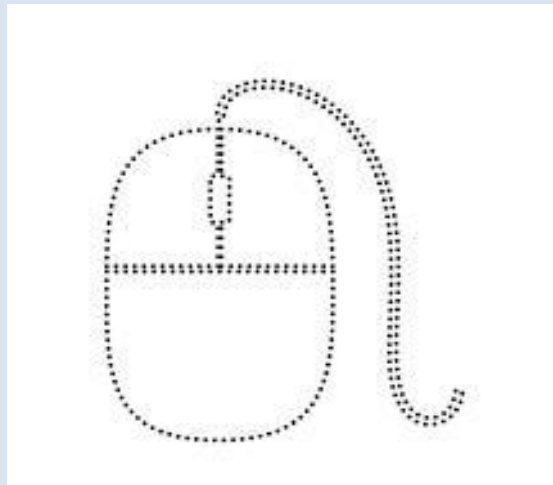
3. Look at the picture carefully place the color green in the box if it is not a machine and blue if it is a machine.

 <input type="checkbox"/> Not machine machine	 <input type="checkbox"/> Not machine machine	 <input type="checkbox"/> Not machine machine
 <input type="checkbox"/> Not machine machine	 <input type="checkbox"/> Not machine machine	 <input type="checkbox"/> Not machine machine
 <input type="checkbox"/> Not machine machine	 <input type="checkbox"/> Not machine machine	 <input type="checkbox"/> Not machine machine

4. Circle the one that starts with the letter.



5. Join the Dots to Make a Mouse: color it after connecting the dots.



6. Count and Write Count how many of each computer part you see and write the number.

How many?

	<input type="text"/>	            
	<input type="text"/>	
	<input type="text"/>	
	<input type="text"/>	

7. Tick the correct pictures: Can a computer...

