

HOLIDAY HOMEWORK Nursery

Session :- 2026-27



SUMMER VACATION



Dear children,

Vacation time ! Summer holidays, an awaited time of the year. A great feeling indeed. Be a learner as learning never ends.

challenge your abilities as you have limitless thoughts to express and hobbies to pursue.

Be an excellent listener as knowledge quips as to face life, challenges and wisdom makes a sails through it.

planting a sapling that adds beauty tour environment learning a new instrument hones, our skills and brings solace.

Develop spiritually, mentally and physically as it enhances your personality. We have planned some fun filled activities to channelize your energy and bring out the best in you this vacation.

works as trendsetters-be independent, Be energetic and work collaboratively as then you will realise that everyone is gifted and unique. Attain new Heights with your artistic and creative thoughts.

Radiate a new light full of enthusiasm and vigour !

with love
class Teacher



Trace & Learn



Count & Sort



Explore Nature



Golden Words & Fun



SUMMER VACATION FUN!

Practice and use these words at home

Basic Daily Sentences



Good morning.



Thank you so much.



Excuse me.

I am sorry.

1. Good morning.
2. Good afternoon.
3. Good night.
4. Thank you so much.
5. You're welcome.
6. Excuse me.
7. I am sorry.
8. Please help me.
9. Wait for me.
10. Let's go.

Learn and fun



Good night.



You're welcome.



Let's go.

Let's go.

Step 2 – Daily Use Sentences



1. Please sit down.
2. Listen carefully.
3. Open your book.
4. Close the door.
5. Come here.
6. Go there.
7. Give me water, please.
8. I am hungry.
9. I am feeling happy.
10. Don't worry.

1. How are you today?
2. I am fine, thank you.
3. What are you doing?
4. I am doing my work.
5. Please sit down.
6. Listen carefully.
7. Open your book.
8. Close the door.
9. Come here.
10. Go there.
11. Give me water, please.
12. I am hungry.
13. I am feeling happy.
15. See you tomorrow.

Learn and fun




I am doing my work.



Open your book.



Give me water, please.





See you tomorrow!

Phonics to be practice throughly at home and kindly share the Video with class teacher

Linked for above phonics:-

<https://youtu.be/R2frjzrC5Jg?feature=shared>

Aa  apple	Bb  ball	Cc  cat	Dd  dog
Ee  elephant	Ff  fish	Gg  goat	Hh  home
Ii  igloo	Jj  jug	Kk  kite	Ll  lion
Mm  mango	Nn  nest	Oo  orange	Pp  parrot
Qq  queen	Rr  rabbit	Ss  ship	Tt  turtle
Uu  umbrella	Vv  van	Ww  watch	Xx  x-mas tree
Yy  yak	Zz  zebra	ALPHABET CHART	

Make a flash cards of the above chart and practice daily

Summer Care Project

Planting a Tree, Caring for Birds,
& Feeding Dogs with My Parent!

PROJECT GUIDE



1. PLANT A SEEDLING
(Carefully dig a hole and pat the soil around the roots.)



2. WATER & SEED STATIONS
(Fill the bath and feeder. Wait for your winged friends.)



3. FEED OUR PETS
(Offer fresh food and water to your furry pals. They love it!)



Story Time

- ★ Listen to one short story daily.
- ★ Try to repeat it in simple words.

THE KIND RABBIT

Once, there lived a kind rabbit in a forest. One day, he saw a tortoise stuck on his back.

The rabbit went near him and helped him flip over.

The tortoise said, "Thank you, friend!" From that day, they became good friends.



LET'S TALK ABOUT THE STORY

1. Who lived in the forest?



2. Who was stuck on his back?



3. Who helped the tortoise?



4. What did they become?



NOW YOU TRY!

Try to say the story in your own words.

Stories teach us good habits and make us smart!
Listen, learn and share every day.

Picture reading



Look at the picture and help your child in reading the picture example :- A boat, A sun, Birds. This activity will help child to learn new keywords. make a video of this picture reading and send to your respective class teacher

LET'S EXPLORE DELHI



1) Lotus Temple



2) India Gate



3) Red Fort

TRANSPORT RIDE



1) Metro

2) E- Rickshaw

3) Rickshaw

4) Bus

5) Auto

Click pictures and make a beautiful collage of your exploration and send it to school



My Daily Routine



PERSONAL HYGIENE



NATURE WALK WITH FAMILY



SPEND TIME WITH GRANDPARENTS

Nurture the nature

- Get up early in the morning and see the rising sun
- go for nature work with your grandparents
- Hear birds chirping

Inculcate following life skills in your child to help him or her become

- Button his/ her shirt
- Tie his/ her shoe
- Pack his / her school bag
- keep his/ her belongings

Inculcate following social skills in your child to help him or her become

- sit at the dining table with your family to eat your meals.
- Encourage them to speak politely to their group
- Encourage the habit of sharing with their peers

To enhance the gross motor skills of your child, enroll them in any of the following

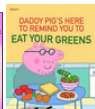
- Aerobics
- skating
- Dance
- Music
- Summer Camp

To enhance the fine motor skills of your child, encourage them in following activity

- Picking up holding onto small objects
- Turning pages of the book
- Squeeze bath sponge, washing up sponges to make foam
- watering the plants using spray bottles

Suggested story books

- Jumbo finds his mommy
- Brownie eats green vegetables
- The blue elephant



Suggested movies

- Narsimha mahavtar
- The lion king
- swapped



FATHER'S DAY :- 21 JUNE 2026

Happy Father's Day

Father's Day is a time to recognize and celebrate the incredible men who guide, support, and nurture the children in their lives, whether they're fathers, grandfathers, uncles, or other important role models.

At BrightPath, we know how meaningful these relationships are in a child's development. That's why we create spaces where connections flourish through play, learning, and everyday moments.



Create a Father's Day Coupon Book

It empowers kids to give in a way they can understand.

Instructions:

- 1 Help your child draw or write simple coupons ("One Hug," "Help Wash Car").
- 2 Staple them into a booklet.
- 3 Let Dad "redeem" them throughout the day.



Make a "Why I Love Dad" Video

The answers are often adorable, funny, and heartfelt, perfect for memories.

Instructions:

- 1 Ask your child questions like "What does Daddy do best?"
- 2 Record their answers on your phone.
- 3 Compile it into a short video message.

Wash the Car Together

It turns a chore into a bonding activity full of giggles.

Instructions:

- 1 Fill buckets with soapy water.
- 2 Give your child a sponge or towel.
- 3 Let them wash, and splash, parts of the car.



INTERNATIONAL YOGA DAY :-

21 JUNE 2026

1. Mountain Pose (Tadasana)



- ▶ Stand tall, stretch up
- ▶ Improves posture & height

2. Tree Pose (Vrikshasana)



- ▶ Stand on one leg.
- ▶ Improves balance & focus

3. Cat-Cow Pose (Marjariasana)



- ▶ Arch up & down
- ▶ Keeps spine flexible

4. Butterfly Pose (Baddha Konasana)



- ▶ Sit, flap your knees
- ▶ Good for legs & circulation

5. Cobra Pose (Bhujangasana)



- ▶ Lift chest up
- ▶ Strengthens back & digestion

Let's Stay Fit & Healthy!


Click picture and share with the class
Teacher

Name.....

Date.....



Sleeping Line



Name.....

Date.....



Standing Line :-



--	--	--	--	--	--	--	--

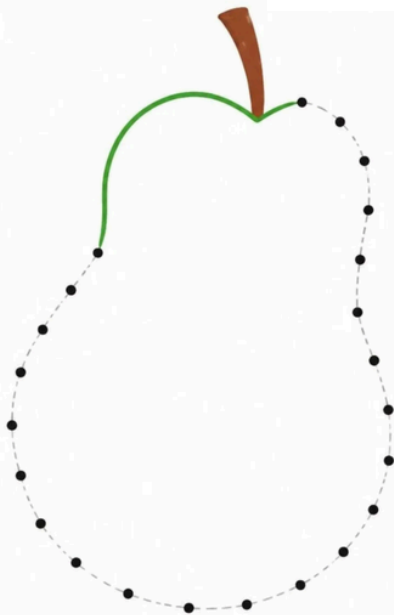


Name.....

Date.....



Connect the Dots



Name.....


Date.....

Trace Curve Lines





Name.....

Date.....



Controlled Scribbling








apple



Trace the letter Aa



Color the letter Aa



What starts with Aa?



Name.....

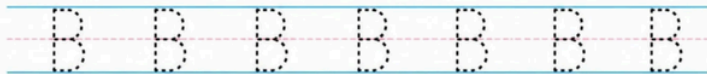
Date.....




ball



Trace the letter Bb



Color the letter Bb



What starts with Bb?



Name.....

Date.....



Fruits



Identify and colour any 5 fruits.



Apple



Banana



Mango



Grapes



Orange



Strawberry



Vegetables



Recognize and name healthy vegetables.



Carrot



Broccoli



Spinach



Cucumber



Tomato



Peas



Pumpkin



Body Parts



Identify and match the body parts



eyes



nose



leg



hand



arm



ear



mouth



foot






MATCH THE VEHICLES FROM WHICH THEY TRAVEL



CIRCLE THE THINGS WHICH ARE USED IN SUMMER SEASON

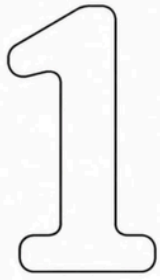





ONE




★ Color the one ★



★ Trace the one ★



♥ Count and color the candy pieces ♥



★ Find and circle the ones ★

1	6	3	1	9
2	1	8	4	1
7	5	1	10	6
3	9	1	2	1
8	1	4	6	1




★ Color the two ★



★ Trace the two ★



♥ Count and color the candy pieces ♥



★ Find and circle the twos ★

2	6	3	2
5	2	8	9
1	4	2	6
7	2	10	1
3	9	2	4

ART AND CRAFT



Roll no. 1 to 5

use cardboard and make it
3D



Roll no. 5 to 10

use cardboard and make it 3D



Roll no. 11 to 15

use cardboard and make it 3D



Roll no. 15 to 20


use cardboard and make it 3D

Note:- size of the craft should
be same size of a pastel sheet

ART AND CRAFT



Roll no.21 to 25 use cardboard and make it 3D



3D working model
This model is for all





FOLLOW US



LinkedIn

HAPPY SUMMER



D-4 FAIZ ROAD, KAROL BAGH, NEW DELHI-110005

info@bjsp.edu.in

INFO.PEEKBOOSCHOOLS.COM

