

BJS PUBLIC SCHOOL
CLASS – I



HAPPY SUMMER HOLIDAYS

SUMMER HOLIDAY HOMEWORK



Dear Parents,
Greetings!

Holidays are special breaks from our everyday schedule , and we all eagerly await them. Finally, the much-awaited summer vacations are here! The hot, windy days of April and May make us all excited for this long break, a time to relax and have fun.

It's a great time for you to cherish the little joys of your child. It's important to limit screen time and supervise the channels your child watches. Provide valuable guidance and spend quality time with them. Make these holidays memorable by creating a nurturing and stimulating environment at home that is full of fun, excitement, and learning. Here are a few suggestions for parents:

- Engage in meaningful conversations every day.
- Read a variety of storybooks.
- Assign small household responsibilities to help them become independent.
- Teach them the importance of moral values in their lives.
- Participate in various indoor games with them.

While it's crucial to take breaks and have fun, it's equally important to keep learning. Find a balance between work and play, and let your child grow along the way.

The objective of holiday homework is to empower our students to work independently and enhance their academic abilities. Please take note:

- Prepare a systematic timetable and follow it religiously from the very first day.
- Allow them to complete their homework on their own under your guidance.
- Remember to capture the fun moments while engaging in the given activities and paste the corresponding pictures in your album!.
- Encourage them to dedicate some time each day to writing one page of English in a separate notebook to enhance their handwriting skills.
- Encourage them to choose two new words from their daily conversations and write them down in their notebook.

GENERAL INSTRUCTIONS

LET HEALTHY LIFESTYLE BE YOUR PRIORITY

- Wash hands frequently using soap and water.
- Eat healthy food.
- Drink plenty of water.
- Go for walk and exercise regularly.
- Trim your nails regularly.
- Take bath every day.

BE A WONDERFUL HUMAN BEING

- Follow a schedule during holidays.
- Watch educational channels like Discovery Kids, AnimalPlanet etc.
- Be a helping hand to your parents and learn the skill of shared responsibility.
- Feed and help the needy people.
- Pray to almighty every day.
- Use magic words: Thank you, Sorry, Excuse me, Please etc.

DEVELOP LANGUAGE SKILLS

- Converse in English.
- Read more and more of story books and learn new words.
- Read headlines of newspaper daily.



Self Introduction

What's your name?

Hello! My name is _____.



How old are you?

I am _____ years old.



How are you?

I'm _____.



Where are you from?

I'm from _____.



Where do you live?

I live in _____.



What school do you go to?

I go to _____ school.

What subject do you like?

I like _____.



What subject don't you like?

I don't like _____.



That's me!

'am, is, are' Worksheet



Complete the sentences using
'am, is, are'.

1. Children _____ playing on the ground.
2. I _____ going to swimming class.
3. Many students _____ participating in sports.
4. Marry _____ making a sponge cake right now.
5. She _____ very hard working.
6. Here _____ some apples.
7. You _____ wasting my time.
8. I _____ sorry.
9. The girls _____ beautiful.
10. He _____ my dad.
11. You _____ very lazy.



a



a, e, i, o, u

a cat
a banana
a pig
a book
a car

an



a, e, i, o, u

an apple
an elephant
an ice-cream
an orange
an umbrella



FILL IN THE BLANK

1. It is a lion.
2. It is octopus.
3. It is desk lamp.
4. It is watermelon.
5. It is elephant.
6. It is cup of tea.
7. It is armchair.
8. It is umbrella.

8. It is umbrella.

Write the after, between, and before numbers

19	
29	
9	
10	
39	
40	
34	
49	
14	
27	

39		41
20		22
38		40
18		20
29		31
48		50
19		21
24		26
10		12
44		46

	30
	11
	20
	47
	50
	44
	35
	40
	21
	17

Tens and Ones

Write down how many **tens** and **ones** are in each number.

52	___ tens
	___ ones

45	___ tens
	___ ones

35	___ tens
	___ ones

63	___ tens
	___ ones

78	___ tens
	___ ones

84	___ tens
	___ ones

10	___ tens
	___ ones

90	___ tens
	___ ones

36	___ tens
	___ ones

18	___ tens
	___ ones

82	___ tens
	___ ones

27	___ tens
	___ ones

TABLES

2 TO 5

INSTRUCTIONS:

- Make a neat and colourful chart paper during your holidays.
- Write tables from 2 to 5 clearly.
- Use different colours for each table.
- Decorate the chart beautifully with drawings, borders, etc.

2

$$\begin{aligned} 2 \times 1 &= 2 \\ 2 \times 2 &= 4 \\ 2 \times 3 &= 6 \\ 2 \times 4 &= 8 \\ 2 \times 5 &= 10 \\ 2 \times 6 &= 12 \\ 2 \times 7 &= 14 \\ 2 \times 8 &= 16 \\ 2 \times 9 &= 18 \\ 2 \times 10 &= 20 \end{aligned}$$

3

$$\begin{aligned} 3 \times 1 &= 3 \\ 3 \times 2 &= 6 \\ 3 \times 3 &= 9 \\ 3 \times 4 &= 12 \\ 3 \times 5 &= 15 \\ 3 \times 6 &= 18 \\ 3 \times 7 &= 21 \\ 3 \times 8 &= 24 \\ 3 \times 9 &= 27 \\ 3 \times 10 &= 30 \end{aligned}$$

4

$$\begin{aligned} 4 \times 1 &= 4 \\ 4 \times 2 &= 8 \\ 4 \times 3 &= 12 \\ 4 \times 4 &= 16 \\ 4 \times 5 &= 20 \\ 4 \times 6 &= 24 \\ 4 \times 7 &= 28 \\ 4 \times 8 &= 32 \\ 4 \times 9 &= 36 \\ 4 \times 10 &= 40 \end{aligned}$$

5

$$\begin{aligned} 5 \times 1 &= 5 \\ 5 \times 2 &= 10 \\ 5 \times 3 &= 15 \\ 5 \times 4 &= 20 \\ 5 \times 5 &= 25 \\ 5 \times 6 &= 30 \\ 5 \times 7 &= 35 \\ 5 \times 8 &= 40 \\ 5 \times 9 &= 45 \\ 5 \times 10 &= 50 \end{aligned}$$

ENJOY
YOUR
HOLIDAYS!

HAVE FUN,
BE HAPPY
& STAY SAFE!

Greater and Smaller

Pick up the greater number and write it in the box in front of the alligator's open mouth and the smaller one behind its tail.



17, 38



23, 25



19, 20



6, 16



15, 25



29, 35



11, 23



15, 16













12, 24



18, 22

चित्र देख कर नाम बताये
खानों में लिखे चित्रों के नाम चुनें और सही चित्र के नीचे ले जाये।

गाजर	अखबार	उपहार	गदा	नाक
आम	हलवा	कान	महल	बादल

चित्र का मिलान करो

अख़बार



छिलका



पहिया



महल



गाजर



हलवा





उपहार



आम



Find 5 differences and circle them



10. To keep you and your family members fit it's important to do yoga daily. We celebrate **YOGA DAY** on **21st June** on that day all the family members should do yoga and **send the pictures and videos to the class teacher on personal Whatsapp.**

CALM DOWN YOGA



I am strong.
WARRIOR 2 POSE



I am kind.
TREE POSE



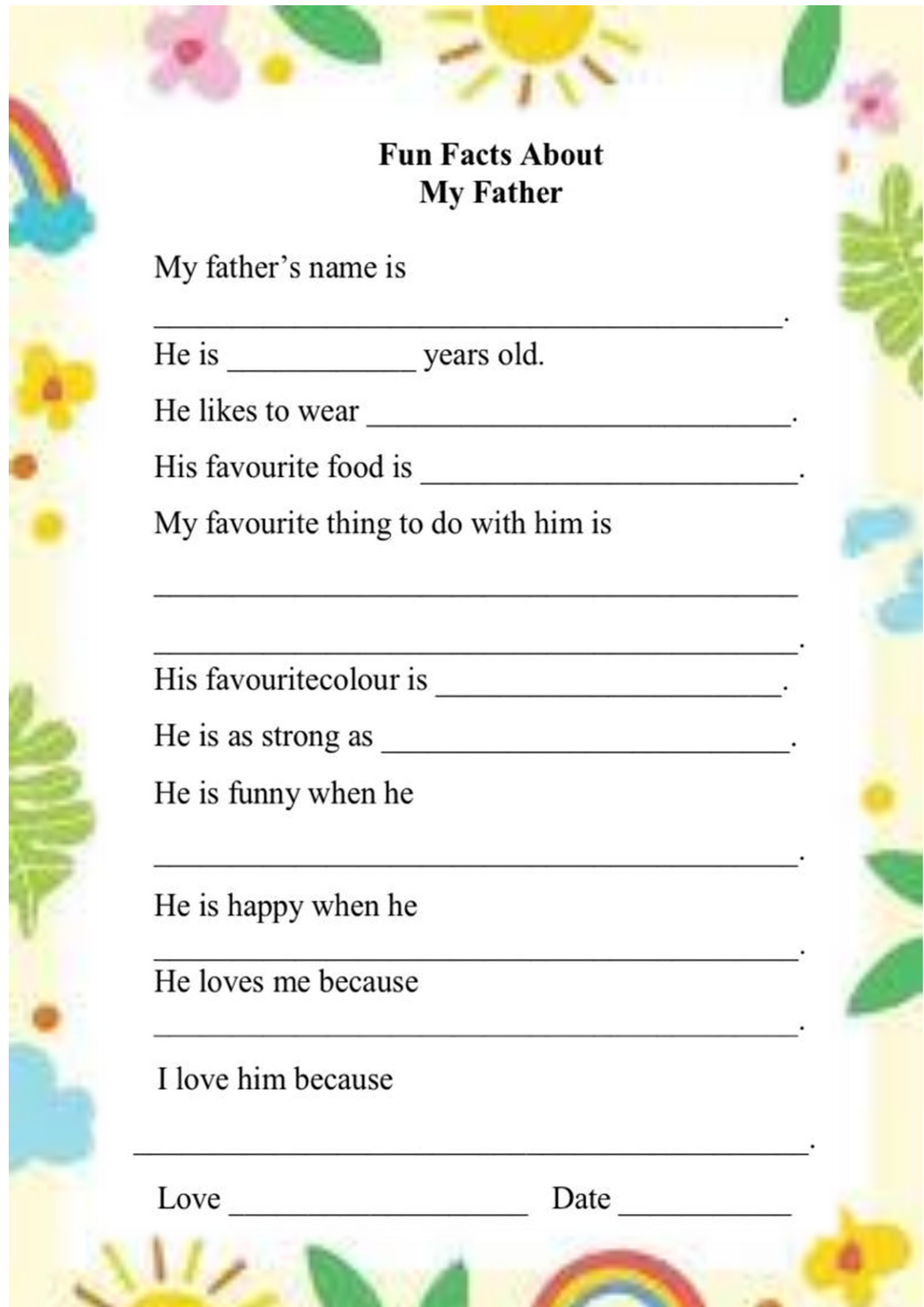
I am wise.
HERO POSE



I am brave.
CHAIR POSE



I am friendly.
DOWNWARD-FACING DOG POSE



Fun Facts About My Father

My father's name is

_____.

He is _____ years old.

He likes to wear _____.

His favourite food is _____.

My favourite thing to do with him is

_____.

His favourite colour is _____.

He is as strong as _____.

He is funny when he

_____.

He is happy when he

_____.

He loves me because

_____.

I love him because

_____.

Love _____ Date _____

COOKING WITHOUT FIRE ACTIVITY

Make any refreshing summer drink, note down its name and ingredients. Also, capture the moment of enjoying it.

NAME OF THE DRINK

INGREDIENTS

CAPTURED MOMENT



Project
SHAPE - O - MANIA




OBJECTIVES- This activity encourages young children to develop fine motor skills and shape recognition abilities by creating a scene using 2D shapes. Label each shape with its name. An example is provided below for reference, but feel free to use your creativity to design a unique scene.



MATERIAL **REQUIRED-**
NEWSPAPER/COLOURED PAPER, SCISSORS AND FEVICOL .

**C - Make a beautiful chart of Is, Am, Are. Reference given below.
Note this a reference. Show your own creativity and design.**



MAGICAL WORDS

GOOD MANNERS

1



PLEASE



Can I have some water, please?



2



THANK YOU



Thank you so much!



3



SORRY



I am sorry.



4



EXCUSE ME



Excuse me.



5



WELCOME



Welcome! Come in.



INSTRUCTIONS

- Make a neat and colourful chart during your holidays.
- Write each word clearly in big, bold letters.
- Use different colours for each box to make it bright and attractive.
- Draw or paste matching pictures for each magical word.
- Decorate your chart with stars, hearts, flowers, and a beautiful border.
- Keep your work clean and well-organized.
- Be creative and enjoy making your chart!



BJS PUBLIC SCHOOL
CLASS - 1
SUBJECT - COMPUTER (WORKSHEET AND PROJECT)

STUDENT NAME _____

1. Which one is a machine that we use to work and play games?

- A) Car B) Computer C) Chair D) Pencil

2. What part of the computer looks like a TV screen?

- A) Keyboard B) Mouse C) Monitor D) CPU

3. Which part of the computer is used to type letters and numbers?

- A) CPU B) Mouse C) Monitor D) Keyboard

4. What is the brain of the computer called?

- A) CPU B) Monitor C) Printer D) Keyboard

5. Which device is used to print on paper?

- A) Mouse B) Keyboard C) Printer D) CPU

6. What do we use to click on the computer?

- A) Monitor B) Mouse C) CPU D) Keyboard

7. What does a computer need to work?

- A) Food B) Water C) Electricity D) Fuel

8. Which one of these is NOT a part of the computer?

- A) Mouse B) Monitor C) Bag D) Keyboard

9. Computers can be used for _____.

- A) Sleeping B) Studying C) Eating D) Running

10. Which of these is a small computer you can carry?

- A) Television B) Laptop C) Printer D) Keyboard

11. Which part of a computer helps us listen to music?

- A) Printer B) Speaker C) Monitor D) Keyboard

12. What shape is a computer mouse usually like?

- A) Square B) Round C) Rectangle D) Triangle

13. Which one of these can store information?

- A) Mouse B) CPU C) Monitor D) Speaker

14. What do we see when we switch on a computer?

- A) Table B) Screen C) Wall D) Door

15. What is used to draw pictures on a computer?

- A) Monitor B) Paint Program C) Speaker D) Printer

16. Which device helps to move the pointer on the screen?

- A) Keyboard B) Printer C) Mouse D) Speaker

17. Computers are found in _____.

- A) Schools B) Hospitals C) Offices D) All of these

18. Computers can do work very _____.

- A) Slowly B) Quickly C) Loudly D) Sadly

19. Which one is used to watch movies on a computer?

- A) Mouse B) Monitor C) Printer D) Speaker

20. Computers are _____ machines.

- A) Living B) Smart C) Sleeping D) Eating

PROJECT WORK

Input and Output Devices Matching

*Make two columns

1) Input Devices (Keyboard, Mouse)

2) Output Devices (Monitor , Printer)

Paste or draw pictures and match them with arrows.



NAME:

HOLIDAY HOMEWORK 2026
CLASS-1, SUBJECT- COMPUTER

DATE:

Section 1: Match the Parts of a Computer

Match the part of the computer with its correct description:



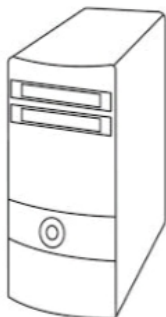
Used to type



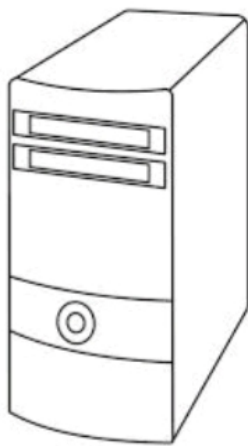
Displays images and words



The brain of the computer



Used to move the pointer



Section 3: Fun with Numbers!

Fill in the blanks with the numbers:

1. There are ____ keys on a keyboard.
2. The monitor is shaped like a ____.
3. You use the mouse to move the ____ on the screen.

Section 4: Let's Draw!

Draw a picture of your favorite thing to do on a computer. It could be playing a game, drawing, or watching videos!

Section 5: True or False

Read the sentences and circle whether they are true or false:

1. The keyboard helps you to type. (True / False)
2. The monitor shows what you are doing on the computer. (True / False)
3. You use the CPU to move the pointer on the screen. (True / False)
4. The mouse is used for typing. (True / False)

Section 6: Fill in the Blanks

1. What is the screen of the computer called?

- a) Mouse
- b) Monitor
- c) Keyboard

2. Which of these helps you to type on the computer?


- a) Monitor
- b) Keyboard
- c) Mouse

3. What do you use to click on things on the screen?

- a) Monitor
- b) Mouse
- c) Keyboard

Section 2: Color and Label

Color the picture of a computer and label the parts:



Complete the sentences with the correct words from the list below: (Keyboard, Mouse, CPU, Monitor)

1. You look at the screen on the _____.
2. To type letters, you press the keys on the _____.
3. The _____ is used to move the pointer on the screen.
4. The _____ is like the brain of the computer.

Section 7: Circle the Odd One Out

Circle the item that does not belong:

1. (Monitor, Keyboard, Dog, Mouse)
2. (CPU, Monitor, Chair, Mouse)
3. (Mouse, Keyboard, Phone, Monitor)
4. (Pen, CD, Mouse, Monitor)
5. (Printer, CD, Monitor, Car)



HAPPY HOLIDAYS!!

It's time to have some fun, Summer holidays have just begun.
You can dance, you can sing

That will be a wonderful
thing!

Put together a jigsaw, bake a cake,

Or may be a chocolate or strawberry shake.

Help your mom and dad as you always should

Care for your grandparents as a young SDPIAN
would!

Work, enjoy, have fun – with your head held high.