



BJS PUBLIC SCHOOL



Class IV

Holiday Homework

HAPPY HOLIDAYS!
While beating the heat
and exploring new
places, let's also embark
on some exciting
learning adventures
together.



Instruction Sheet



The work should be legible.



Emphasize on the quality of content, accuracy of information and organisation of ideas.



Use your creativity in the organisation of ideas .



Include proper headings for each task.



Add your name, class and roll number at the top of your sheets.



Worksheet to be pasted in separate notebook.




Design a creative cover page for each subject mentioning your name, class and subject.



Use handmade folders.






SUMMER VACATION

TIC-TAC-TOE

Choose three activities in a row (vertically, horizontally or diagonally) to complete the Tic-Tac-Toe.

Read a book of your choice and create a short comic strip about it.	Pretend you are selling lemonade. Create a menu and practice adding up different orders.	Trace your shadow at different times of the day and observe how it changes.
Go outside and observe different insects, then draw and label them.	Write a poem about your favorite summer activity.	Use a ruler or tape measure to measure things around your house or backyard.
Create a colorful summer scene using sidewalk chalk.	Plan a picnic and add up the cost of the items you need.	Set up a mini obstacle course in your yard or at the park.





Guidelines

- 1. A healthy mind resides in a healthy body. Start your day early and set a routine during vacations. Learn to take care of personal hygiene.**
- 2. Happiness is a state of activity. Get involved and get going; plan surprises, indoor activities, brain teasers and much more. Help your family members doing small jobs like laying table, making beds, filling water bottles, watering plants, etc. Be polite, respectful and obedient at all times.**
- 3. Encourage self-responsibility. Prepare your favourite mocktail / dish (without fire) yourself.**
- 4. 'Respect is one of the greatest expression of grace'. Be graceful, compassionate and thoughtful in your conduct.**
- 5. Interesting happenings should be kept as record in a diary once a week.**
- 6. "A writer only begins a book. A reader finishes it". Reading is a way to expand your mind and fill up your heart.**
- 7. Unwind yourself by exploring your Motherland. It's immensely diverse and is God's own Paradise.**
- 8. Conserve nature - Feed the birds with food and water. Plant a tree. Minimize the wastage of resources like water, fuel and electricity.**
- 9. Calligraphy enhances your presentation of work. So, try to attain such heights in Handwriting which leads to admiration.**
- 10. Keep yourself connected to the world through newspaper and magazines - They are an armour to be a part of the elite.**

NOTE: Students will attempt the Holiday Package in a new notebook divided into four sections and in a folder / scrap book as mentioned in each section.





ENGLISH

- ☛ **Revise all the chapters we have done in class.**
- ☛ **Read newspaper everyday and make a handmade newsletter which includes details related to your holidays.**
- ☛ **Watch any one of the story and make a puppet of the main character and make your own story on it.**
- ☛ **Grandparents' Story Hour: Interview your grandparents about their childhood. Write down one of their stories and illustrate it like a storybook.**
- ☛ **The "Magic Machine" Invention: Design an imaginary machine (e.g., a "Garbage-to-Flowers Converter"). Draw it, label the parts, and write a paragraph explaining how it helps the world.**
- ☛ **Holiday Story in a Shoebox: Create a 3D scene of your favourite holiday memory inside an old shoebox using clay or paper cutouts, and write a short summary of that memory on the side.**
- ☛ **Write any poem on A3 size and draw it's picture.**
- ☛ **Do the attached worksheet.**

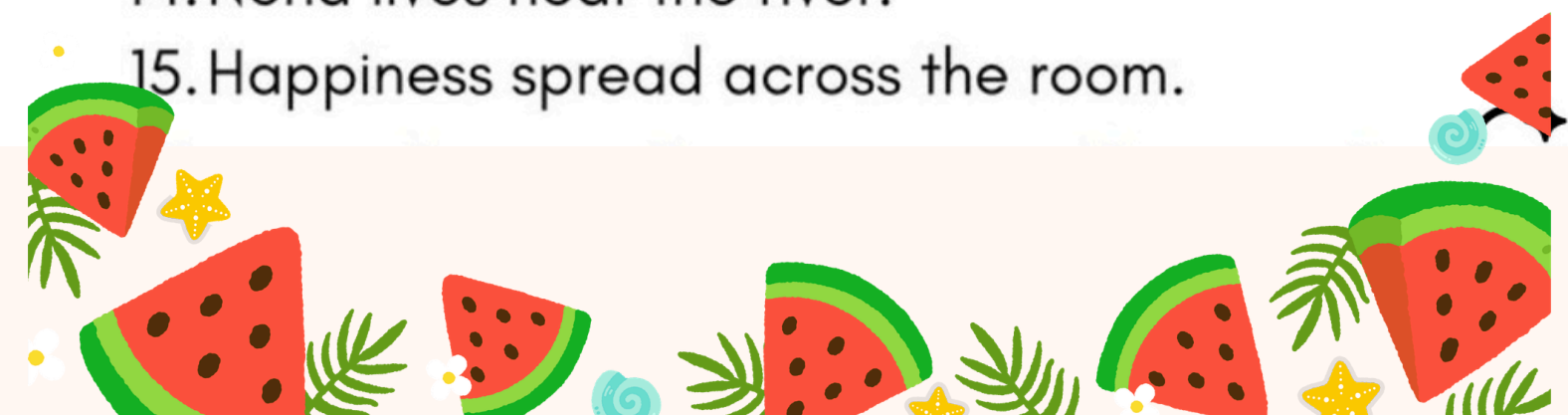




Types of Noun

underline the nouns and identify their type
(Common / Proper / Collective / Abstract)

1. Kindness can change the way people behave.
2. The team celebrated their victory with cheers.
3. Riya shared her lunch with a friend.
4. Wisdom comes with experience and patience.
5. The flock rested under the tall trees.
6. My uncle works in a hospital.
7. Freedom is important for every citizen.
8. The jury discussed the case carefully.
9. Aarav bought a new bicycle yesterday.
10. Anger often leads to regret.
11. The library was silent during the exam.
12. Courage helped the firefighter rescue the child.
13. The bouquet of flowers smelled pleasant.
14. Neha lives near the river.
15. Happiness spread across the room.





Punctuate the following sentences.

Rewrite the following sentences using correct punctuation (capital letters and full stops).

a) sarah has a new red dress

b) we saw a rainbow after the rain

c) tom and jerry are funny

d) my uncle lives in paris

e) the cat is sleeping on the sofa

f) doha is the capital of qatar

g) we are going to the zoo tomorrow

h) grandma baked a chocolate cake

i) my best friend is rico





Pronoun

Underline the pronoun and circle the noun it replaces

Example: Sarah forgot her bag.


1. Sam lost his keys at school.
2. The dog wagged its tail.
3. Lisa and Sam are late because they missed the bus.
4. My teacher said she will help me.
5. The learners cleaned their classroom.

Choose the correct pronoun (he, she, it, they, them, us)

1. The baby is crying. _____ is hungry.
2. My friends are here. Please greet _____.
3. The computer is broken. _____ needs fixing.
4. Nina is kind. _____ always helps others.
5. The teacher called _____. (you and me)

Replace the underlined words with a pronoun

1. Peter is playing soccer. → _____ is playing soccer.
2. The girls are singing. → _____ are singing.
3. I saw John and Mary. → I saw _____.
4. My brother's bike is new. → _____ is new.
5. My friends and I won the match. → _____ won the match.





Worksheet

Q1. Make complete sentences using the given clues. One has been done for you :

Ronie – smarter – Mary

Ronie is smarter than Mary.

- a) Car – expensive – bike
- b) Gold – precious – silver
- c) The rabbit – clever – fox
- d) English – interesting – EVS subject
- e) Vegetable – better – sweets
- f) Brazil – bigger – Argentina
- g) English – easier – Japanese
- h) Europe – smaller – Asia

Q2. Fun with Words

Choose any three words from the list below. Make as many three , four, five letter words as you can from the word.

Words :

PUBLICATION

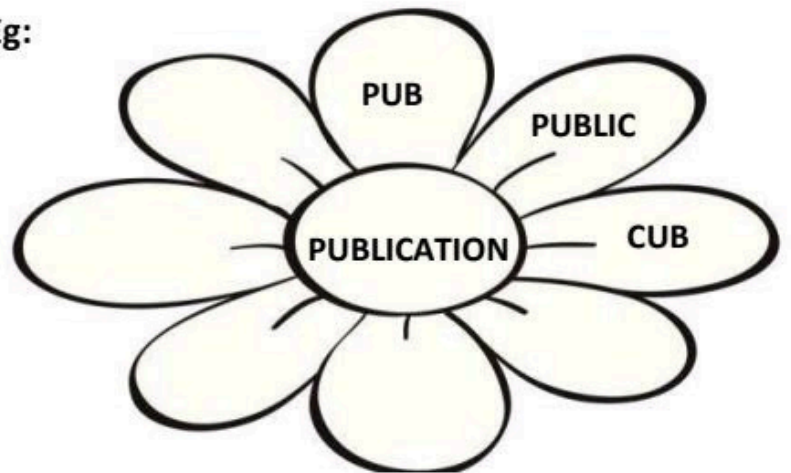
AFFECTIONATE

RELATIONSHIP

DICTIONARY

ENCYCLOPEDIA

Eg:



Q3. Use your imagination and complete the story in about eighty words.

If I had a magic wand , I would.....



कक्षा 3 – हिंदी अवकाश गृहकार्य

निर्देश

साफ-सुथरा और सुंदर लिखें।
रंगों का उपयोग करें।
समय पर कार्य पूरा करें।

1. लेखन कार्य

- प्रतिदिन 5 पंक्तियाँ अपने दिन के बारे में लिखें (5 दिन)।
- 10 नए शब्द लिखें और उनके अर्थ लिखें।
- “मेरा प्रिय मित्र” विषय पर 8-10 पंक्तियाँ लिखें।

2. व्याकरण कार्य

- 10 संज्ञा शब्द लिखें।
10 सर्वनाम शब्द लिखें।
10 विशेषण शब्द लिखें।

कार्य पत्रिका -1

क्रमांक	संज्ञा	सर्वनाम	विशेषण
1.			
2.			
3.			
4.			
5.			
6.			
7.			
8.			
9.			
10.			

3. पठन कार्य


- कोई दो हिंदी कहानी पढ़ें।
- कहानी का सार 5 पंक्तियों में लिखें।





4. रचनात्मक कार्य

“मेरा परिवार” का चित्र बनाकर 5 पंक्तियाँ लिखें।





5. गतिविधि कार्य

एक पौधा लगाएँ और उसकी देखभाल करें ।

पहला दिन

तीसरा दिन


पांचवां दिन

दसवां दिन

दसवां दिन

बीसवां दिन

उसका चित्र खींचकर लगाओ





Maths

WORKSHEET 1: Place Value Fun

Section A: Fill in the blanks

1. Place value of 7 in 47,532 = _____
2. Face value of 9 in 29,104 = _____
3. 5 in 65,321 is in the _____ place
4. Place value of 3 in 3,45,210 = _____
5. Face value is always _____

Section B: Expanded Form



Write in expanded form:

1. 56,239 = _____
2. 4,08,517 = _____
3. 90,705 = _____

Section C: Mental Math

1. $10,000 + 2,000 + 300 + 40 + 5 =$ _____
2. Which is greater: 45,210 or 45,201? _____
3. Smallest 5-digit number = _____

Puzzle Time

-  Make the greatest number using digits: 3, 7, 1, 9, 5
-  Make the smallest number: _____

Fun Activity

Draw a **place value chart** and place number **72,548** in it.





WORKSHEET 2: Number Detective

Section A: Compare Numbers ($>$, $<$, $=$)

1. 56,321 ___ 56,123
2. 78,900 ___ 78,909
3. 1,00,000 ___ 99,999

Section B: Mental Math

1. 500 more than 7,500 = _____
2. 1 less than 90,000 = _____
3. 1,000 more than 45,999 = _____

Section C: Arrange

Ascending order:






45,210, 12,345, 98,765, 23,456

 _____

Descending order:

 _____

Puzzle

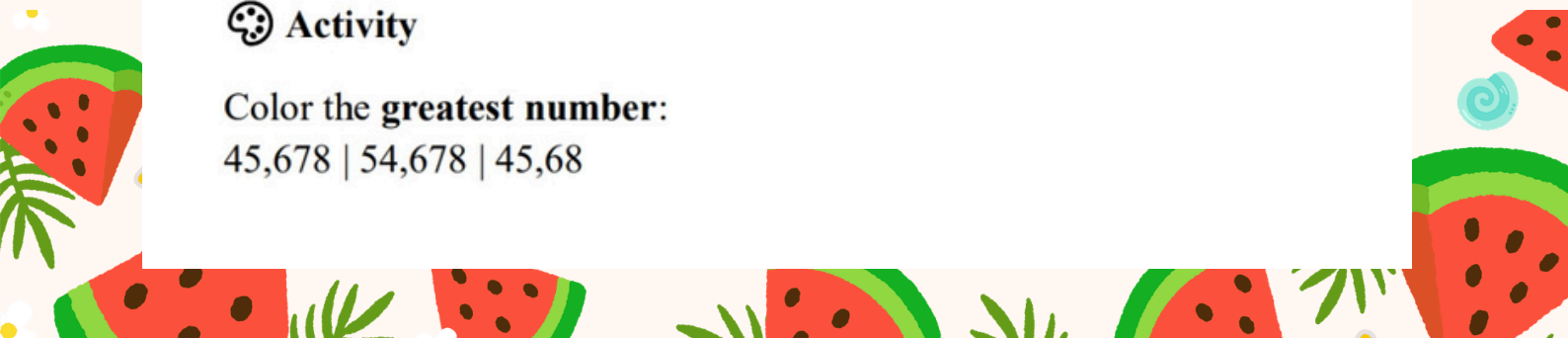
-  I am a 5-digit number
-  My first digit is 9
-  My last digit is 1
-  All digits are different
-  I am the smallest possible number

Answer: _____

Activity

Color the **greatest number**:

45,678 | 54,678 | 45,68





WORKSHEET 3: Predecessor & Successor

Section A

1. Successor of 45,999 = _____
2. Predecessor of 70,000 = _____
3. Successor of 1,00,000 = _____

Section B: Mental Math

1. 1 more than 9,999 = _____
2. 1 less than 10,000 = _____

Section C: Fill Table


Number Predecessor Successor

23,456 _____ _____

99,999 _____ _____

1,20,000 _____ _____


Puzzle


 Fill missing number:


45,678 → _____ → 45,680

Activity

Draw a **number line** from 1000 to 1010 and mark:

 1003, 1007, 1009





WORKSHEET 4: Rounding Master

Section A: Round to nearest 10

1. 56 → _____
2. 83 → _____
3. 29 → _____
4. 41 → _____


Section B: Round to nearest 100

1. 245 → _____
2. 678 → _____
3. 999 → _____
4. 549 → _____

Section C: Mental Math

1. 450 rounded to nearest 100 = _____
2. 1,245 rounded to nearest 1000 = _____

Puzzle

 Which number rounds to **500**?

- a) 449
- b) 451
- c) 550

Answer: _____

Activity

Circle numbers that round to **1000**:

950, 1,049, 999, 1,500





WORKSHEET 5: Mixed Fun Challenge

Section A: Short Form

1. $40,000 + 5,000 + 300 + 20 + 1 =$ _____

2. $90,000 + 700 + 6 =$ _____

Section B: Word Form

1. $45,678 =$ _____


2. $1,23,456 =$ _____

Section C: Mental Math

1. Greatest 4-digit number = _____

2. Smallest 5-digit number = _____

Puzzle Challenge


 Use digits **2, 4, 6, 8, 0**

Make:


• Greatest number: _____

• Smallest number: _____

Fun Activity

 Draw an **abacus** and show number **34,215**





Worksheet 6: Addition Fun Fiesta

□ A. Solve the Sums

1. $3456 + 2789 =$ _____
2. $5672 + 1345 =$ _____
3. $8901 + 2456 =$ _____
4. $9999 + 1 =$ _____
5. $4321 + 5678 =$ _____

● B. Fill the Missing Numbers

1. $4_32 + 25_1 = 6863$
2. $_254 + 341_ = 6668$

□ C. Puzzle Time □

Find the missing digits:


$$\begin{array}{r} 3_5 \\ +24_ \\ \hline \text{-----} \\ 691 \end{array}$$

● D. Mental Math ⚡

1. $5000 + 2000 =$ _____
2. $10000 - 1 =$ _____
3. $2500 + 2500 =$ _____
4. $900 + 100 =$ _____

🧠 E. Fun Activity

Color all answers that are even numbers 🧠





Worksheet 7: Regrouping Adventure

□ A. Solve with Carrying

1. $4587 + 3768 = \underline{\quad}$

2. $6895 + 2347 = \underline{\quad}$

3. $9998 + 567 = \underline{\quad}$

● B. True or False

1. $3456 + 1000 = 4456$ ()

2. $999 + 1 = 1000$ ()

□ C. Number Puzzle □

Make the largest number using digits: 5, 2, 9, 1

Answer: _____

Make the smallest number: _____

● D. Mental Math

1. $3000 + 700 = \underline{\hspace{2cm}}$

2. $8000 - 3000 = \underline{\hspace{2cm}}$

3. $600 + 600 = \underline{\hspace{2cm}}$

🎲 E. Fun Game

Roll a dice 🎲 twice and form a 2-digit number. Add it to 50.





Worksheet 8: Properties of Addition

A. Fill in the Blanks

1. $5 + 7 = 7 + 5 \rightarrow$ _____ Property

2. $(2 + 3) + 4 = 2 + (3 + 4) \rightarrow$ _____ Property

B. Solve

1. $1234 + 0 =$ _____

2. $0 + 6789 =$ _____

C. Match the Following

Identity Property \rightarrow (a) $a + b = b + a$

Commutative Property \rightarrow (b) $a + 0 = a$

D. Mental Math

1. $7000 + 0 =$ _____

2. $1000 + 9000 =$ _____

E. Fun Coloring

Color the correct property:

$8 + 2 = 2 + 8$

Commutative / Identity





Worksheet 9: Word Problem World

A. Solve the Problems

1. A shop sold 3456 toys on Monday and 2789 on Tuesday. Total = _____
2. A library has 5678 books and bought 2345 more. Total = _____

B. Think & Solve

Riya has 2500 candies, she got 1500 more. How many now? _____

C. Puzzle Time

Fill the box:

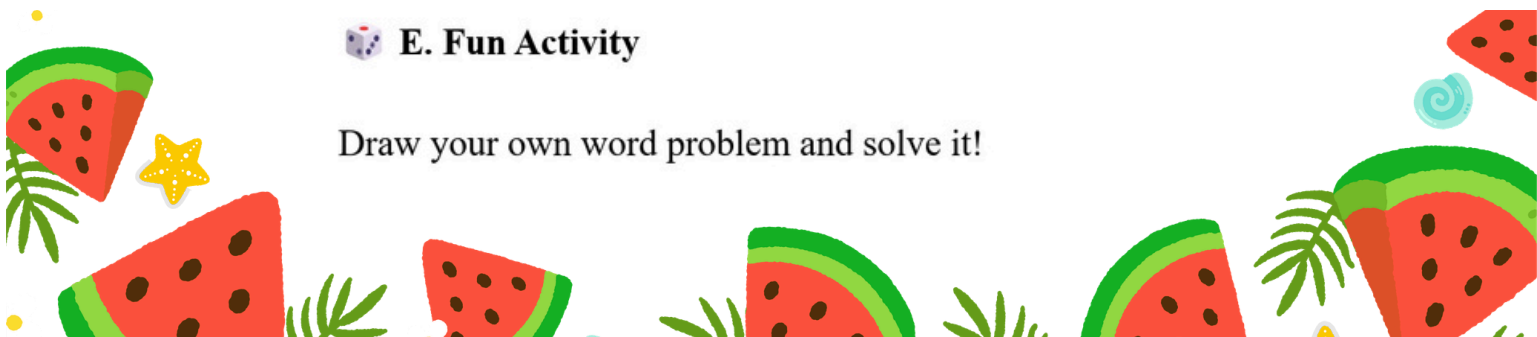
$$\begin{array}{r} 72_4 \\ +_356 \\ \hline \text{-----} \\ 9580 \end{array}$$

D. Mental Math

1. $1000 + 2000 + 3000 =$ _____
2. $999 + 1 =$ _____

E. Fun Activity

Draw your own word problem and solve it!





Worksheet 10: Mega Math Mix

A. Solve

1. $2345 + 6789 = \underline{\quad}$

2. $8765 + 1234 = \underline{\quad}$

B. Missing Digits

$$\begin{array}{r} _ 5 6 7 \\ + 2 _ 3 4 \\ \hline \text{-----} \\ 4 8 9 1 \end{array}$$

C. Pattern Puzzle

Complete the pattern: 1000, 2000, 3000, $\underline{\quad}$, $\underline{\quad}$

D. Mental Math


1. $500 + 500 = \underline{\hspace{2cm}}$

2. $10000 - 5000 = \underline{\hspace{2cm}}$

3. $250 + 250 = \underline{\hspace{2cm}}$

Instructions :

- Learn tables 2 to 20.
- Revise chapter 1, 2, 3.
- Take printout of these worksheets and do it independently.



EVS

To make learning meaningful, creative, and connected to real life, students are assigned the following holiday homework activities. These activities are designed to provide hands-on experience, encourage observation, and develop important life skills in an enjoyable way.

1. Fabric Valley Activity (Roll No. 1-20)

Students will create a Fabric Valley chart on an A-3 size sheet.

They will paste small pieces of

different types of fabrics such as cotton, silk, wool, denim, etc.

Along with pasting, students should:

Write the name of each fabric clearly.

Mention simple details like:

Texture (soft, rough, smooth)

Use (summer wear, winter wear, etc.)

Type (natural or synthetic)

Purpose of the Activity:

This activity will help children:

Understand different types of fabrics through real-life touch and feel.

Develop observation and classification skills.

Enhance creativity and presentation skills.



2. Caring & Sharing Activity (Roll No. 21-40)

Students will prepare a collage on an A-3 size sheet using real photographs showing acts of kindness and sharing. These may include helping family members, sharing with friends, caring for others, or keeping surroundings clean.

Students will also write a few sentences about their experience:

- ☛ What kind act did you do?
- ☛ Whom did you help or share with?
- ☛ How did you feel after doing it?
- ☛ Purpose of the Activity:
- ☛ This activity will help children:
- ☛ Develop empathy and kindness.

Understand the importance of sharing and helping others.
Express their feelings and experiences through words.

☛ Revise the work we have done in class.

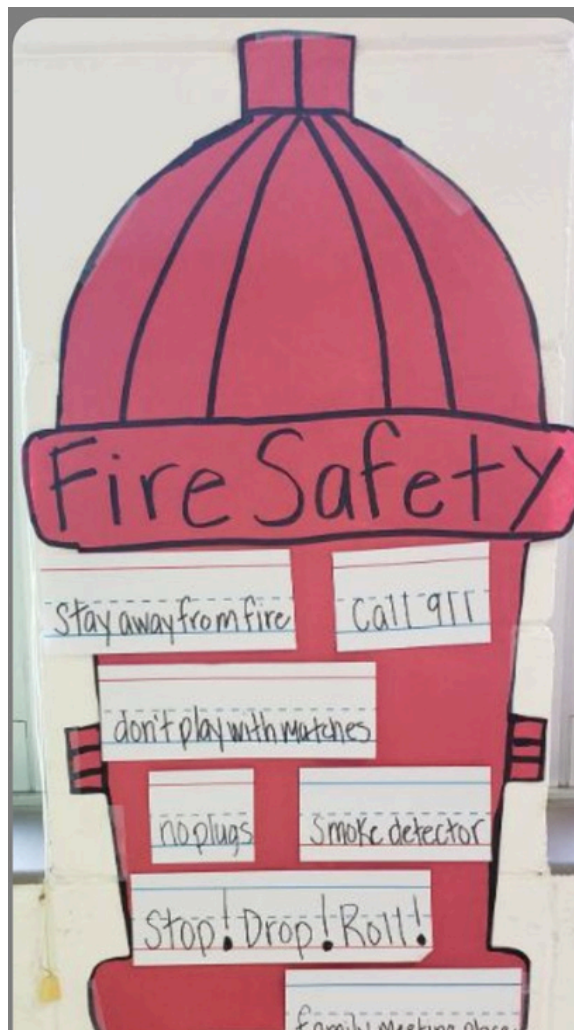
☛ Do the attached worksheets.

☛ Make a 3D poster or brochure on Andaman and Nicobar Island.

Roll No. (1-20)

☛ Make a 3D safety poster (as given below) and write rules in it on any of the topics mentioned below:

- Safety at Home
- Outdoor Safety
- Road Safety
- Fire Safety



Roll No. (21-39)

☛ Draw a map on A3 size sheet and outline it with black air dry clay and mark Major Geographical Regions with the help of waste material . (Reference picture given below)



Label All The

Major Organs of the Human Body



BE SAFE AT HOME

PICTURE QUIZ



Homes can be very dangerous places!

- Can you spot 10 unsafe things in this picture?
Draw a ring round each one.
- Draw your own picture of other dangerous things
that could happen in someone's home.
- Make a 'Be Safe at Home' poster.

General knowledge

Map Activity

Take an outline map of India and :

- ☛ Mark and label any 5 states
- ☛ Write one famous thing about each (e.g food, festival, monument)
- ☛ Paste on a A4 size sheet with proper borders.

My Mini Gk Booklet

☛ Make a foldable Gk booklet titled " Amazing Facts I learned "

- Animals
- Planets
- Inventions
- Sports

Note: Add small drawings or cut outs for each fact

News Diary

Watch the news with your parents once a week and write:

- ☛ One good news from India
- ☛ One interesting news
- ☛ One sports news


Note: Do this for 4 weeks and dates also.

STORY TIME Cranes and Turtle


Experiential Learning/Communication

Complete this funny story with your own ending. Write dialogue at the end to complete the story.

When we were flying in the sky, we saw a wonderful waterfall.



I would like to see it too.




But dear, you cannot fly. So we cannot take you along with us.



Can you carry me on your back?




Our backs are so small. You may slide and fall.




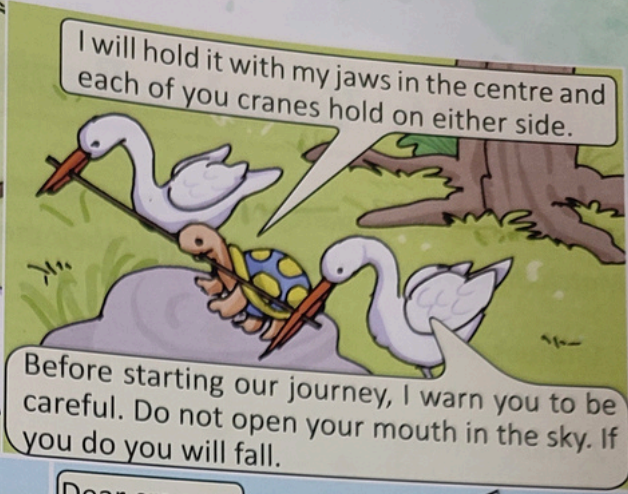


I have an idea.

Ok, share your idea with us.



ACTIVITY



Moral: Foolish pride always has a fall.

Worksheet

Tiger, Jana Gana Mana, Banyan, Republic Day & Independence Day, Ganges, Mango, Lotus, Tiranga, Peacock, Satyameva Jayate, Rupee, Vande Mataram



National Flag :

National Motto :

National Anthem :

National Song :

National Days :

National Currency :

National Animal :

National Bird :

National Tree :

National Flower :

National Fruit :

National River :



Happy Learning



DIVINITY

Learn the following:


☞ First and second Pauri of Japji Sahib

☞ Learn Ardas

☞ Learn ch 1,2&3

☞ Learn any one shabad





Computer

1. Multiple Choice Questions (Tick the Correct Answer):

a) Which of the following is NOT an input device?

- Mouse Keyboard Monitor

b) Which device is used to store data permanently?

- RAM Hard Disk CPU

c) What does CPU stand for?

- Central Program Unit
 Central Processing Unit
 Computer Power Unit

2. Fill in the Blanks:

Words to use: Software, Hardware, Monitor, Printer

a) The _____ displays the output.

b) Physical parts of a computer are called _____.

c) A _____ is used to take printouts.

d) Programs that run on a computer are called _____.

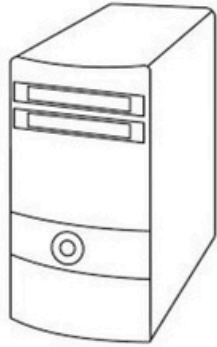
3. Circle the Input and Output devices from the following words:

CPU, Mouse, Monitor, Paint, Printer, Keyboard, Folder, File

5. Identify and Label:

(CPU, Monitor, Mouse, Keyboard, Printer, Speakers)





Task: Label each part and write its function below the diagram.

6. Think and Answer:

- a) Why is it important to shut down a computer properly?
- b) What is the difference between hardware and software?
- c) Name one use of computers in each of the following places:
 - School: _____
 - Hospital: _____
 - Bank: _____

7. Draw and Design:

Draw a computer of the future!

Use your imagination. Add screens, buttons, and tools you think computers might have in the future. Label your drawing.

8. True or False:

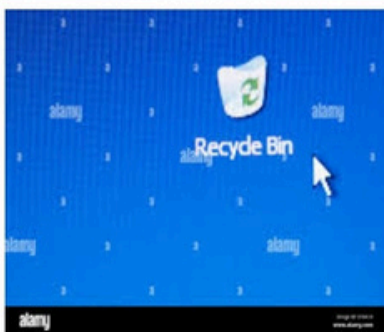
Write T for True and F for False.

- a) MS Word is a hardware device. _____
- b) Computers cannot be used to send emails. _____
- c) A scanner is an input device. _____
- d) A file can be stored inside a folder. _____
- e) The mouse is used to give commands to the computer. _____

9. Rearrange the Letters to Form Computer Words:

- a) P T O U N I = _____
- b) L D E R O F = _____
- c) T W R O S F A E = _____
- d) R I A T N P R = _____
- e) O R T N I M O = _____

10. Match the Icons with their Use:





BISPS

Then match them with:

- a) Drawing pictures
- b) Browsing the internet
- c) Storing deleted files
- d) Saving documents
- e) Organizing files

11. Short Questions:

- a) What is the difference between a file and a folder?
- b) What do we use Google Chrome for?
- c) Name two input and two output devices.
- d) What is the use of Paint in the computer?



Art and Craft

Art work

- 1) Draw a Village Scene or Underwater World.
- 2) Create a Madhubani Art on A4 size sheet.

Craft work

- 1) Make a Photo Frame using ice cream sticks.
- 2) Create a Best Out of Waste Pen Stand.
- 3) Creat 3 D art of any character with spectacles as given below.

